

Scaled data based on original data using
LM-79-08 Approved Method: Electrical and Photometric Measurements of Solid-
State Lighting Products

Test Report Prepared for
Cooper Lighting Solutions
(formerly Eaton)

Brand: STREETWORKS

Report Number: P316535

Luminaire Tested: **GAN-SA1D-750-U-5MQ**

Issue Date: 3/3/2020

Test Information

Test Method: LM-79-08
Report Number: P316535
TEST IS SCALED FROM IESNA LM-79-08 TEST DATA (G2-1903-205-6)
Test Lab: INNOVATION CENTER
Issue Date: 3/3/2020
Manufacturer: COOPER LIGHTING SOLUTIONS (FORMERLY EATON)
Product Line: STREETWORKS
Catalog Number: GAN-SA1D-750-U-5MQ
Description: GALLEON AREA AND ROADWAY LUMINAIRE
(1) 70 CRI, 5000K, 1200mA LIGHTSQUARE WITH 16 LEDS AND TYPE V MEDIUM OPTICS
Light Source: -
Ballast/Driver: ELECTRONIC DRIVER

Summary

Lumens per Lamp: N/A
Luminaire Lumens: 8534 lumens
Efficiency: N/A
Efficacy: 127.4 lumens/watt
Luminous Opening: Rectangular (W 0.5' x L: 0.5' x H: 0')
IES Classification: Type V - Short
BUG Rating: B3 - U0 - G2

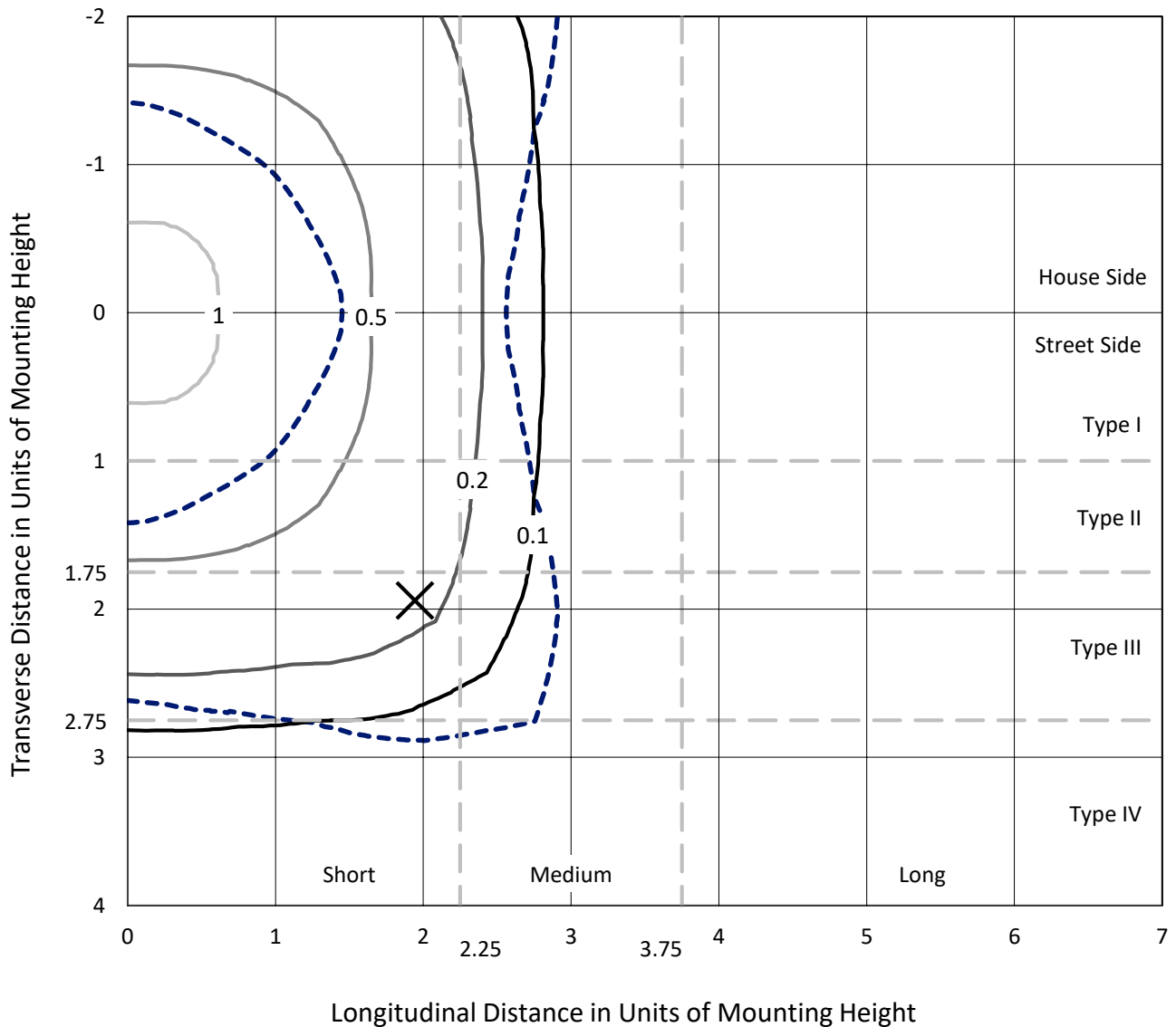
Input Watts (W): 67
Input Voltage (V): NR
Input Current (Ain): NR
Voltage Rise (V): NR
Power Factor: NR
Total Harmonic Distortion (THDi): NR
Frequency (hertz): 60
Stabilization Time: NR
Operation Time: NR
Ambient Temperature (°C): NR
Test Distance: 24 FT



REPORT NUMBER: P316535
 CATALOG NUMBER: GAN-SA1D-750-U-5MQ

Iso-Footcandle Lines of Horizontal Illumination

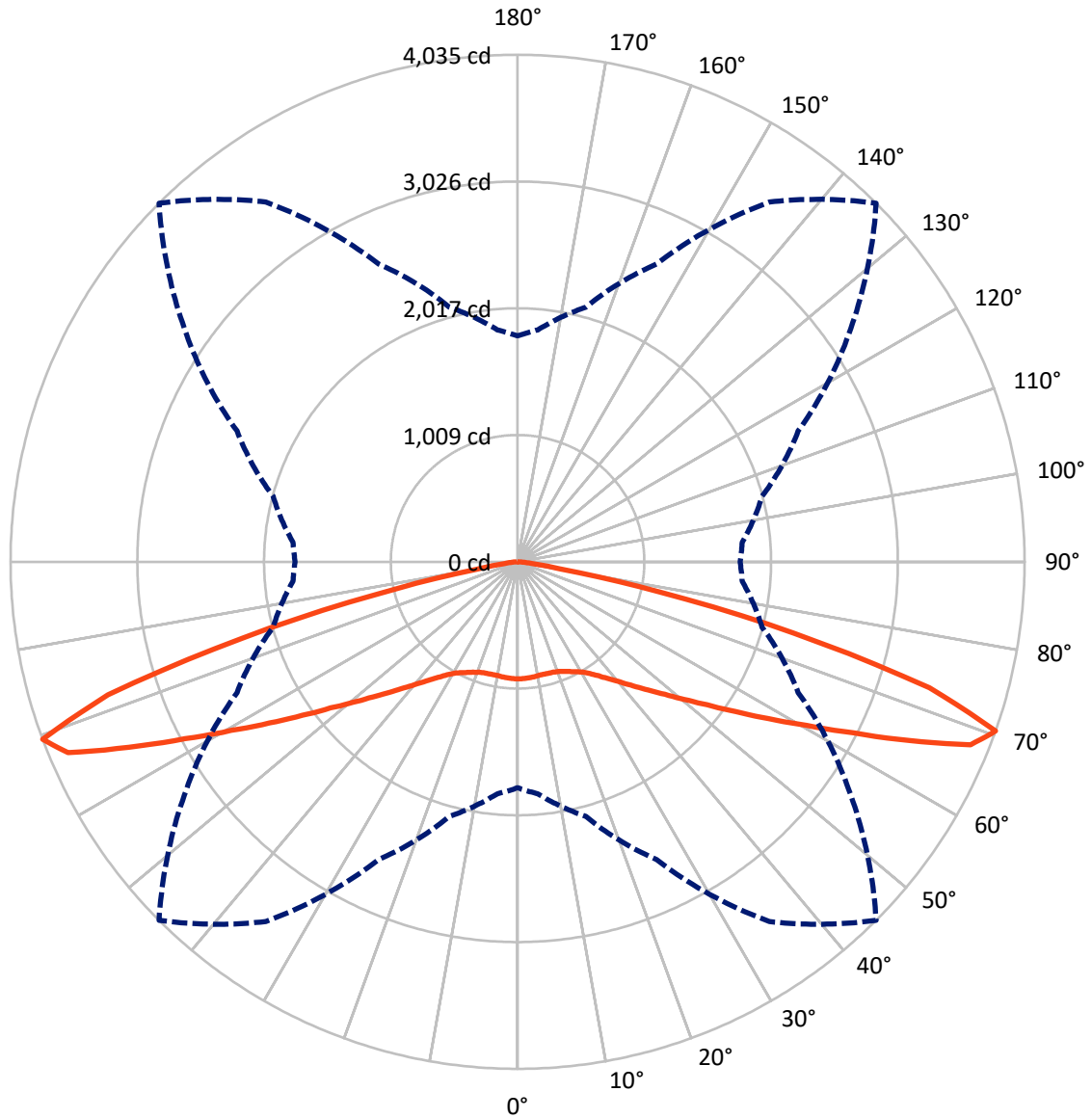
✕ Max cd
 - - - 1/2 Max cd



Based on 25 foot mounting height. Maximum calculated value = 1.5 fc
 Type V - Short - N/A

REPORT NUMBER: P316535
CATALOG NUMBER: GAN-SA1D-750-U-5MQ

Luminous Intensity Polar Plot



— Vertical Plane Through 45-Deg Lateral - - - Horizontal Cone Through 70-Deg Vertical

REPORT NUMBER: P316535
 CATALOG NUMBER: GAN-SA1D-750-U-5MQ

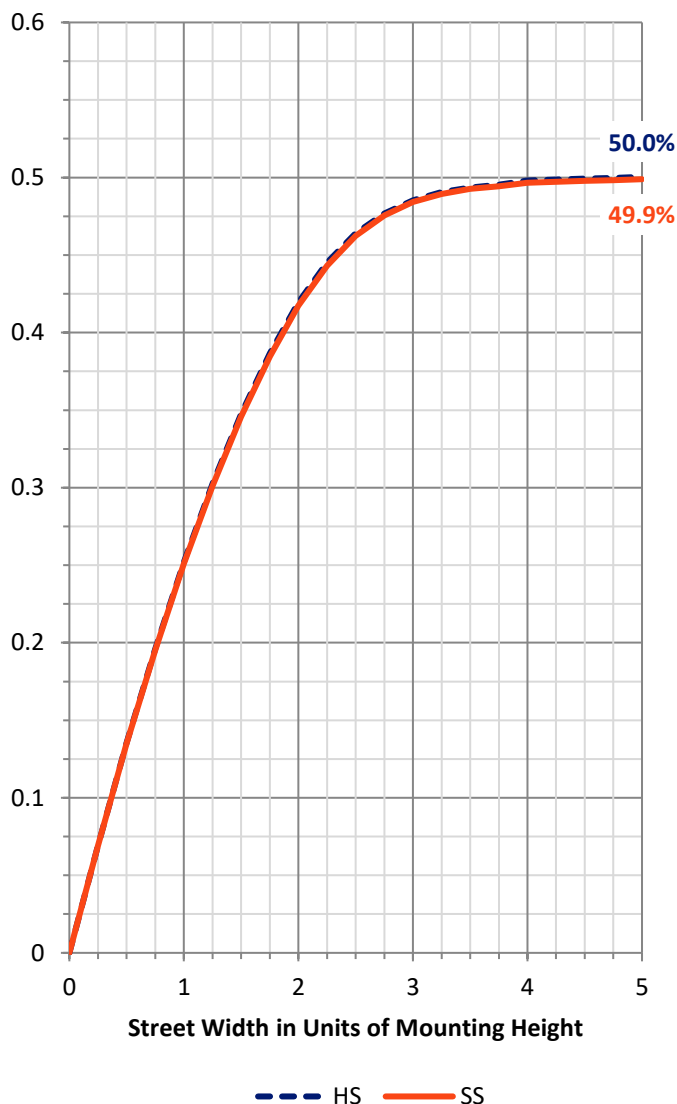
FLUX DISTRIBUTION:

		Downward	Upward	Total
House Side	Lumens	4267.0	0.0	4267.0
	% Fixture	50.0	0.0	50.0
Street Side	Lumens	4267.0	0.0	4267.0
	% Fixture	50.0	0.0	50.0
Total	Lumens	8534.0	0.0	8534.0
	% Fixture	100.0	0.0	100.0

ZONAL LUMENS:

Zone	Lumens	% Fixture
0°-10°	88.3	1.0
10°-20°	259.2	3.0
20°-30°	441.2	5.2
30°-40°	699.7	8.2
40°-50°	1138.6	13.3
50°-60°	1877.3	22.0
60°-70°	2756.0	32.3
70°-80°	1218.7	14.3
80°-90°	55.2	0.6
90°-100°	0.0	0.0
100°-110°	0.0	0.0
110°-120°	0.0	0.0
120°-130°	0.0	0.0
130°-140°	0.0	0.0
140°-150°	0.0	0.0
150°-160°	0.0	0.0
160°-170°	0.0	0.0
170°-180°	0.0	0.0
0°-90°	8534.0	100.0
0°-180°	8534.0	100.0

Coefficient of Utilization



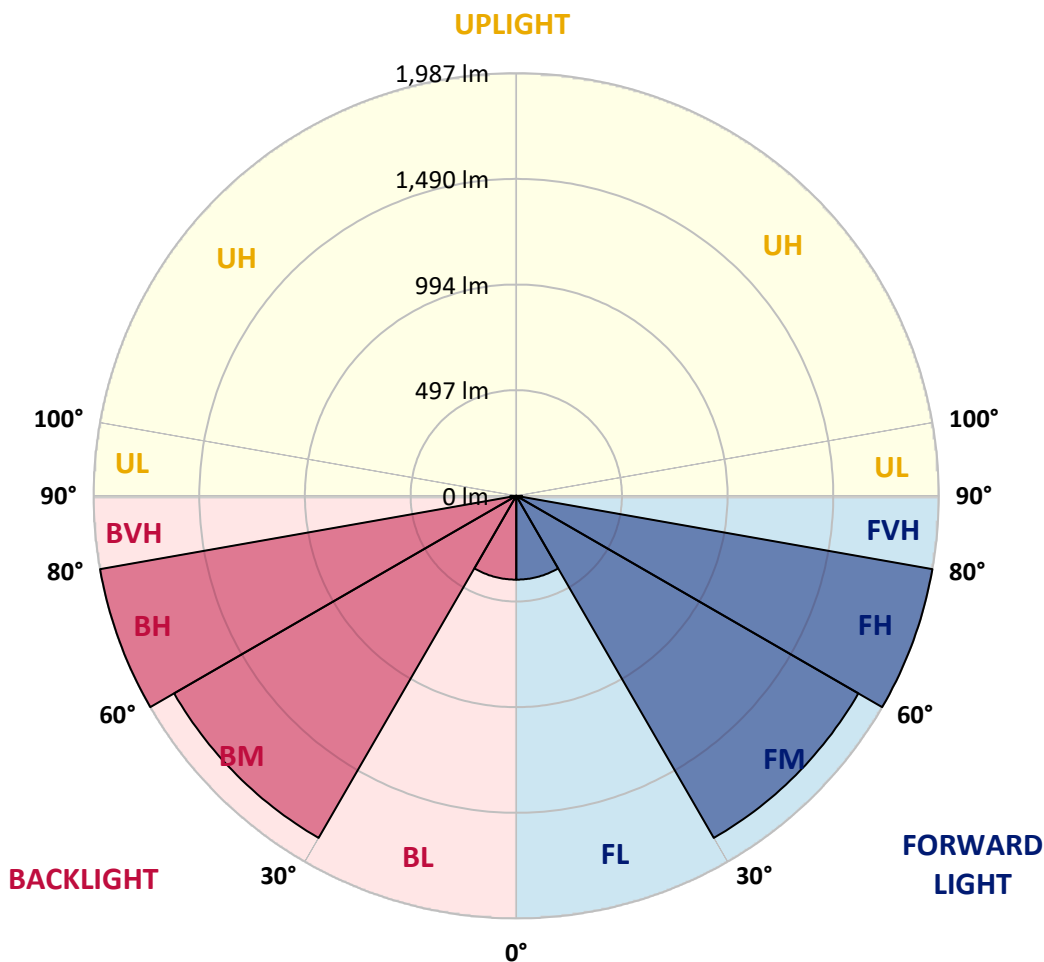
REPORT NUMBER: P316535
 CATALOG NUMBER: GAN-SA1D-750-U-5MQ

LUMINAIRE CLASSIFICATION SYSTEM LUMEN TABLE AND BUG RATING:

Zone	Lumens	% Fixture	Zone Rating/Lumen Limit		
			B	U	G
FL (0°-30°)	394.3	4.6			
FM (30°-60°)	1857.8	21.8			
FH (60°-80°)	1987.3	23.3			G2/5000
FVH (80°-90°)	27.6	0.3			G1/100
BL (0°-30°)	394.3	4.6	B1/500		
BM (30°-60°)	1857.8	21.8	B2/2500		
BH (60°-80°)	1987.3	23.3	B3/2500		G2/5000
BVH (80°-90°)	27.6	0.3			G1/100
UL (90°-100°)	0.0	0.0		U0/0	
UH (100°-180°)	0.0	0.0		U0/0	

BUG Rating: B3-U0-G2

Type V Short





REPORT NUMBER: P316535
 CATALOG NUMBER: GAN-SA1D-750-U-5MQ

CANDELA DISTRIBUTION (FULL):

	0°	5°	15°	25°	35°	45°	55°	65°	75°	85°	90°
0°	932.0	932.0	932.0	932.0	932.0	932.0	932.0	932.0	932.0	932.0	932.0
2.5°	930.6	929.8	931.8	931.5	929.8	930.1	930.1	930.9	930.9	930.4	930.4
5°	927.2	926.7	928.9	928.9	927.2	927.8	928.4	929.2	928.9	928.4	928.1
7.5°	923.0	922.7	925.0	925.0	923.9	924.4	923.9	924.1	923.6	923.0	922.2
10°	915.9	916.5	918.5	919.1	919.1	919.3	918.8	917.4	916.5	915.7	914.8
12.5°	909.5	909.2	912.0	913.4	915.7	918.2	916.5	912.6	910.9	909.2	908.6
15°	905.2	905.5	908.3	910.9	914.8	920.2	918.2	912.0	908.6	906.6	906.1
17.5°	904.4	904.9	908.6	913.1	917.4	923.3	922.2	915.9	910.3	906.6	905.8
20°	906.3	906.6	912.3	918.8	926.1	931.8	929.2	922.4	914.8	909.2	907.8
22.5°	910.0	911.1	918.2	928.4	939.7	947.3	944.2	932.6	920.7	913.7	911.7
25°	921.6	921.9	931.5	945.3	958.9	967.6	964.0	947.6	932.3	924.4	921.9
27.5°	945.6	946.4	956.1	972.2	983.7	989.4	987.1	973.8	960.9	952.4	953.2
30°	980.3	981.5	992.2	1010.0	1017.1	1018.5	1017.9	1011.7	999.8	988.5	989.4
32.5°	1022.7	1023.3	1037.7	1053.8	1059.4	1060.6	1059.4	1053.8	1039.7	1024.4	1025.3
35°	1077.2	1078.9	1092.8	1108.3	1112.8	1115.1	1113.1	1105.7	1091.1	1076.1	1075.5
37.5°	1144.4	1144.7	1159.1	1175.2	1180.9	1181.4	1179.2	1174.4	1156.0	1142.5	1141.6
40°	1222.4	1223.5	1240.5	1257.7	1260.0	1257.4	1260.5	1257.7	1238.8	1223.2	1225.8
42.5°	1317.3	1319.8	1340.2	1357.1	1350.6	1349.2	1351.2	1352.0	1336.8	1317.9	1316.2
45°	1427.7	1430.0	1455.4	1469.0	1464.7	1455.4	1459.4	1466.1	1445.0	1421.5	1423.8
47.5°	1553.7	1559.3	1586.5	1599.2	1588.7	1576.0	1583.6	1593.8	1568.9	1539.9	1538.4
50°	1693.8	1700.8	1737.0	1754.8	1744.3	1720.9	1733.6	1740.4	1704.5	1666.9	1663.8
52.5°	1843.2	1850.3	1895.7	1932.4	1925.7	1889.2	1907.0	1900.0	1858.7	1808.2	1804.2
55°	2012.4	2015.2	2064.3	2123.7	2130.4	2103.6	2102.5	2090.9	2029.9	1971.4	1968.6
57.5°	2186.4	2188.3	2251.9	2321.9	2353.8	2353.8	2322.2	2297.6	2216.6	2148.8	2141.7
60°	2374.2	2381.2	2451.6	2546.7	2621.3	2643.3	2587.4	2520.5	2432.4	2349.6	2341.4
62.5°	2541.4	2549.6	2657.2	2799.0	2918.7	2998.9	2862.2	2753.2	2592.8	2460.0	2444.5
65°	2562.6	2584.6	2741.3	2998.1	3266.1	3426.3	3164.2	2895.6	2603.2	2418.8	2403.0
67.5°	2340.3	2377.6	2589.4	2989.0	3542.9	3886.6	3357.1	2814.2	2415.7	2211.8	2194.3
70°	1798.3	1852.5	2096.8	2614.5	3495.2	4034.9	3236.2	2463.7	2014.1	1794.6	1770.0
72.5°	986.6	1008.9	1228.6	1790.4	2802.1	3428.8	2699.3	1821.7	1335.6	1086.8	1045.6
75°	312.9	320.8	432.7	732.6	1585.0	2271.1	1714.7	894.2	492.3	362.9	358.7
77.5°	139.0	139.8	156.5	213.8	546.0	1150.7	655.8	243.5	167.8	146.6	151.4
80°	87.8	87.8	96.9	105.9	148.6	334.1	177.4	115.8	98.9	91.8	93.8
82.5°	42.1	46.6	63.0	67.8	81.6	112.4	90.9	75.7	66.1	49.1	45.8
85°	27.7	23.2	39.8	44.9	47.4	53.9	52.8	50.0	43.2	24.6	27.4
87.5°	12.4	11.9	20.6	18.9	17.8	13.6	20.3	25.1	24.3	12.1	12.1
90°	0.0	0.0	0.0	0.0	0.0	0.0	0.0	0.0	0.0	0.0	0.0

(END OF REPORT)